


Pirate Treasure Map




1.

Using a black crayon, make an **ORGANIC SHAPE** for the island. It's like a blob!



2.

Add an **X** to mark the spot! Also add the path to find the treasure with a **DASHED LINE**. Make it twist and turn!



3.


Add **DETAILS!** Some things I added are: mountains (they look like upside down V's!), palm trees, a lake and **WAVY LINES** to make waves!





4.

Now add **COLOR!** I added white crayon somewhere. Can you guess where?



5.

If you'd like to create an "aged" look, soak a tea bag in cold water, then rub the tea bag all over the paper.



6.

Crumple up the paper!

7.

Carefully open up the paper and let dry. Your treasure map is complete!

